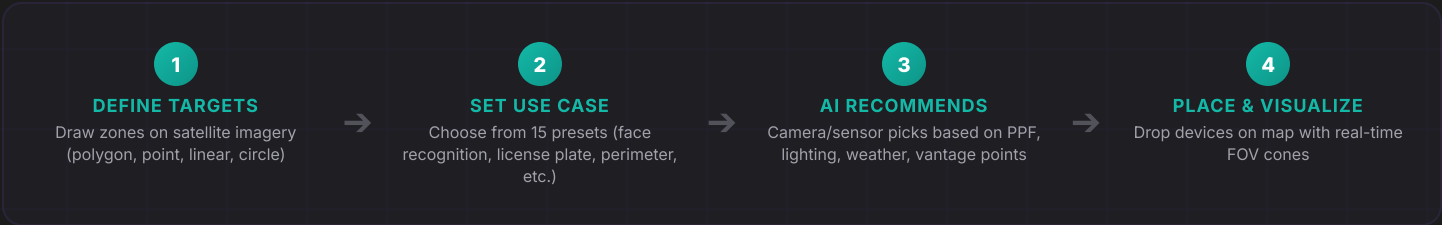


CREATIVE STUDIO DEEP DIVE

Design Smarter: From Targets to Cameras to Automation

Define what you need to protect. AI recommends exactly what to use. Then automate every response.

HOW IT WORKS



15 PROTECTION USE CASES

<p>Face Recognition 80 PPF</p>	<p>License Plate 40 PPF</p>	<p>General ID 25 PPF</p>	<p>Overview 10 PPF</p>	<p>Perimeter Intrusion</p>
<p>Access Control 80 PPF</p>	<p>Crowd Monitoring</p>	<p>High-Value Asset</p>	<p>Vehicle Tracking 40 PPF</p>	<p>Loading Dock 25 PPF</p>
<p>Emergency Exit</p>	<p>Long-Range Detection</p>	<p>Drone Detection</p>	<p>Temperature Monitor</p>	<p>Coastal Surveillance</p>

AI-POWERED RECOMMENDATIONS

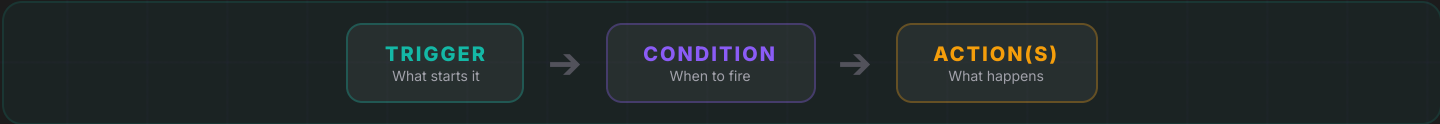
<p>PPF Analysis Analyzes use case pixel-per-foot requirements (Face Rec = 80 PPF FBI standard)</p>	<p>Lighting & Weather Considers daylight, low-light, 24/7, variable conditions; indoor/covered/exposed</p>	<p>Confidence Scoring Multiple vantage points scored 0-100; calculates resolution by distance</p>	<p>Product Matching Recommends from 195K+ database with pricing; includes network path & cabling analysis</p>
---	---	--	--

FIELD-OF-VIEW VISUALIZATION

<p>2D Coverage Cones Real-time coverage cones rendered on satellite map with overlap detection</p>	<p>3D FOV Modeling Vertical angle & mount height visualization for precise coverage planning</p>	<p>5 FOV Presets Instant apply with real-time updates as you move or rotate</p> <p> <input type="button" value="Narrow 45°/150ft"/> <input type="button" value="Standard 90°/100ft"/> <input type="button" value="Wide 120°/75ft"/> </p> <p> <input type="button" value="Ultra-Wide 180°/50ft"/> <input type="button" value="360° Fisheye"/> </p>
---	---	--

Automation Rule Engine

Every device can trigger intelligent responses. Build if-then automation rules for your entire security system.



TRIGGERS

- Door Opens/Closes
- Motion Detected/Cleared
- Access Granted/Denied
- Alarm/Tamper
- Device Online/Offline

CONDITIONS

- Event-Based
- State-Based (armed/occupied)
- Schedule (18:00-06:00)
- Compound (Motion AND After Hours)

ACTIONS — WHAT HAPPENS

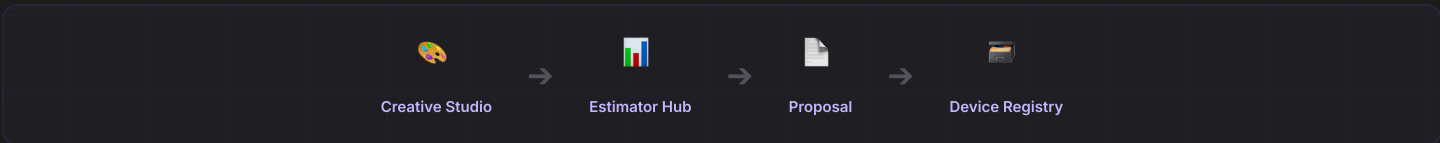
- Camera**
Record, preset, snapshot, PTZ track, zoom
- Recording**
Bookmark, flag review, export clip, save snapshot
- Alert**
Email, SMS, push, siren, strobe, TTS announce
- Access**
Lock, unlock, lockdown all, grant/deny
- Lighting**
On, off, dim, scene, flash

6 PRE-BUILT TEMPLATES

- 1. Entry Monitoring**
Door opens → Record + Bookmark
- 2. After Hours Alert**
Motion + Schedule → Record + Email
- 3. Access Denied**
Denied event → Snapshot + Flag + Email
- 4. Panic Button**
Alarm → All cameras record + Lockdown + Siren + Email
PRIORITY 100
- 5. Perimeter Breach**
Motion → PTZ track + Record + Push
- 6. Fire Alarm**
Alarm → Unlock all + Announce + Record
PRIORITY 100

Seamless Handoff to Device Registry

Every device placed in Creative Studio flows directly into the Device Registry — your cradle-to-grave asset management system.



- Unique Nomenclature**
Every device auto-named: CAM-I001, DOOR-001, ZONE-001, NVR-001
- 4 Specialized Registries**
Cameras, Doors, Zones, Infrastructure — each with tailored fields
- Per-Device Tracking**
Location, mounting, power, cabling, labor, warranty, lifecycle status
- Multi-Source Import**
Creative Studio, Excel, System Surveyor, Bid Intelligence all tracked
- QR & Commissioning**
QR codes, commissioning wizard, AI commissioning assistant built in
- Full Lifecycle**
Planned → Ordered → Installed → Commissioned → Serviced → Replaced

See the Full Workflow at Booth 8122

designright.ai
sales@designright.ai